



The Pride of Mayfield

www.ThePrideofMayfield.org

6116 Wilson Mills Rd.
Mayfield Village, OH 44143

(440)-995-6858

btreiber@mayfieldschools.org



Attention Percussionists and Parents,

Friday, April 22nd

In preparing for next year's Pride of Mayfield Marching Band season, we will be holding drumline auditions in a few weeks. These auditions will enable us to determine the best suited instrument for each student to play. The four instruments available for audition are: snare drum, bass drum, quints, and cymbals.

Audition days are posted below and signup sheets will be posted in the band rooms. All current students wanting to participate must audition on either Wednesday, May 11th or Thursday, May 12th. A signup will be posted for you to commit to an audition time.

Attached are the audition materials and a sample of the scoring sheet. Everyone must prepare rudiments from the rudiment pages. We will select 2-3 Rudiments at random for you to play. No matter on which instrument(s) you'd like to audition, EVERYONE WILL PLAY RUDIMENTS. Next, you will play the Prepared Individual Song Excerpt for the instrument(s) on which you'd like to audition. Lastly, you will do a Sight Reading for the instrument(s) on which you'd like to audition.

You may audition for up to two instruments. Those interested in playing bass drum or cymbals should pay close attention to parts. Both instruments have "*split*" parts in the Prepared Individual Song Excerpts and Sight-Reading, meaning that each space of the staff represents when one person plays from the squad is to play. Remember that the middle *line* means that everyone in the squad plays. Please prepare music for each individual space. If auditioning for Snare drum or Quints, practice with heavy sticks on a bouncy surface, as you will be auditioning on the real marching equipment. Bass drum parts will be played on a marching bass drum. Cymbal parts will be played with marching cymbals.

PLEASE FEEL FREE to contact Mr. Treiber or Mr. Fancher as there may be general things on these auditions that you may have questions about. However, to be fair, we cannot help you with specific answers on how to play, count, or stick something.

Audition requirements:

- 1 – Rudiments (2-3 will be selected at your audition)
- 2 – Prepared Individual Song Excerpt(s)
- 3 – Sight Reading

Audition Dates (sign up sheets available soon in band room)


Wednesday May 11th: 3:30pm-6:30pm in HS Band Room.


Thursday May 12th: 3:30pm-6:30pm in HS Band Room.


When signing up for auditions, please sign up for 10 minutes (for one instrument). If you're auditioning for more than one instrument, sign up for an additional adjacent 10 minute slot.

I. ROLL RUDIMENTS


A. SINGLE STROKE ROLL RUDIMENTS


1. SINGLE STROKE ROLL * 
R L R L R L R L

2. SINGLE STROKE FOUR 
R L R L R L R L
L R L R L R L R


3. SINGLE STROKE SEVEN 
R L R L R L R
L R L R L R L


B. MULTIPLE BOUNCE ROLL RUDIMENTS


4. MULTIPLE BOUNCE ROLL 


5. TRIPLE STROKE ROLL 
R R R L L L R R R L L L


C. DOUBLE STROKE OPEN ROLL RUDIMENTS


6. DOUBLE STROKE OPEN ROLL * 
R R L L R R L L


7. FIVE STROKE ROLL * 
R R L L L


8. SIX STROKE ROLL 
R L R L R L R
L R L R L R


9. SEVEN STROKE ROLL * 
R L R L R L R
L R L R L R


10. NINE STROKE ROLL * 
R R L L L

11. TEN STROKE ROLL * 
R L R L R L R L R L


12. ELEVEN STROKE ROLL * 
R L R L R L R L R L


13. THIRTEEN STROKE ROLL * 
R R L L L


14. FIFTEEN STROKE ROLL * 
R L R L R L R L R L


15. SEVENTEEN STROKE ROLL 
R R L L L

II. DIDDLE RUDIMENTS

16. SINGLE PARADIDDLE * 
R L R R L R L L

17. DOUBLE PARADIDDLE * 
R L R L R R L R L R L L

18. TRIPLE PARADIDDLE 
R L R L R L R R L R L R L R L L

19. SINGLE PARADIDDLE-DIDDLE 
R L R R L L R L R R L L
L R L L R R L R L L R R

III. FLAM RUDIMENTS

20. FLAM *



21. FLAM ACCENT *



22. FLAM TAP *



23. FLAMACUE *



24. FLAM PARADIDDLE *



25. SINGLE FLAMMED MILL



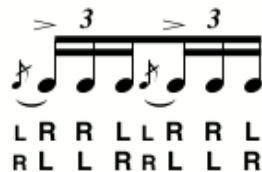
26. FLAM PARADIDDLE-DIDDLE *



27. PATAFLAFLA



28. SWISS ARMY TRIPLET



29. INVERTED FLAM TAP



30. FLAM DRAG



IV. DRAG RUDIMENTS

31. DRAG *



32. SINGLE DRAG TAP *



33. DOUBLE DRAG TAP *



34. LESSON 25 *



35. SINGLE DRAGADIDDLE



36. DRAG PARADIDDLE #1 *



37. DRAG PARADIDDLE #2 *



38. SINGLE RATAMACUE *



39. DOUBLE RATAMACUE *



40. TRIPLE RATAMACUE *



41 $\downarrow = 110$ Start $\left[\begin{array}{l} \text{45} \text{ Cym. Dome Rim Click} \\ \text{mf} \end{array} \right.$

53

End

Snare

9 Start $\downarrow = 110$

33

41 End

Quits

Start $\downarrow = 110$ [17] Funky $\left[\begin{array}{l} \text{mf} \end{array} \right.$

(4)

33

41 End 3

Bass Drum

41 Start $\downarrow = 110$ [45] Hi-Hat $\left[\begin{array}{l} \text{f} \end{array} \right.$

8

53

Crunch

Cymbals

MHS Marching Band Drumline Audition

Name: _____

Grade Entering: _____

Parent/Guardian(s): _____

Phone: _____

Instrument Preference: 1st _____ 2nd _____ 3rd _____ 4th _____

Sign to confirm that you will accept any instrument on which you're placed: _____

----- DO NOT WRITE BELOW THIS LINE -----

Rudiments:

0 1 2 3 4 5 6 7

0 1 2 3 4 5 6 7

Snare:

0 1 2 3 4 5 6 7

Quints:

0 1 2 3 4 5 6 7

Bass:

0 1 2 3 4 5 6 7

Cymbals:

0 1 2 3 4 5 6 7

Sight Reading:

0 1 2 3 4 5 6 7

Possible Placement

1. _____
2. _____
3. _____
4. _____

Band Participation: _____

Final Placement: _____